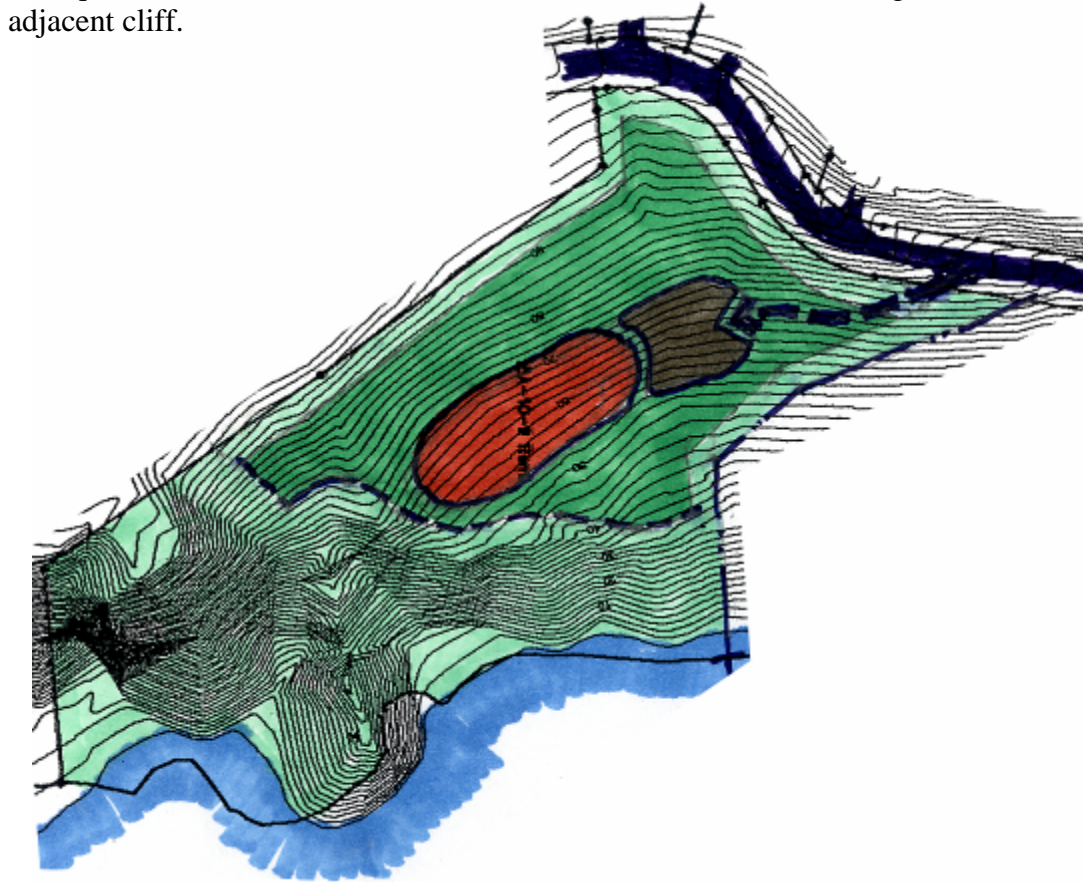









Ditleff Point

Rendezvous Bay, St. John, United States Virgin Island

Lot 15A-10-9-C

This lot faces East, overlooking Fish Bay. The shoreline is very rugged, but it is still possible that a path could access the waters edge. If an access pathway is constructed to the waters edge, it shall follow the natural contours. Rock outcroppings and foliage will be respected. Special attention shall be taken to protect the rocky edge below from construction siltation. Access into this site works best between the 70' and 80' contours. The parking should be as close to the Estate Road, as possible and adjacent to the proposed parking area on Lot 15A-10-9 Remainder B. The home is best suited to be between the 50' and 70' contours, where it is least steep. Landscaping between the two parking areas will be required. Construction will be held back from the cliff 1/3 the height of the adjacent cliff.



-  The waters edge
-  Recommended parking location
-  Non-buildable area
-  Buildable area
-  Recommended home location
-  Recommended driveway access point
-  Cliff set-back